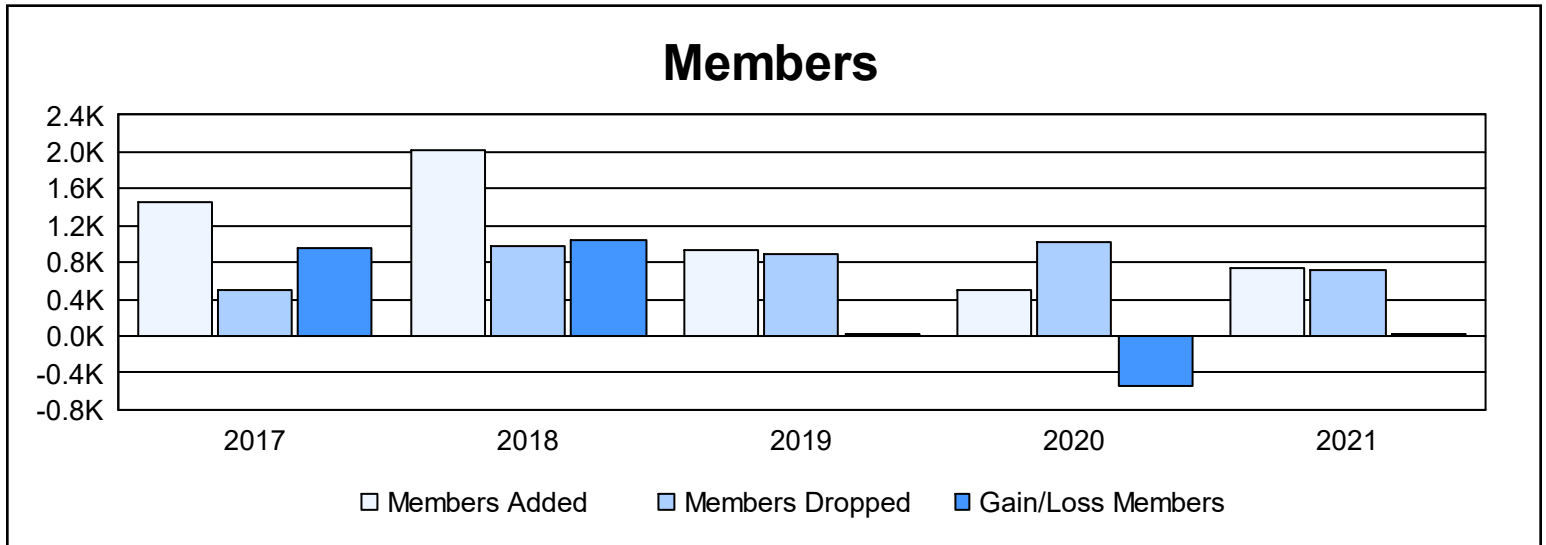
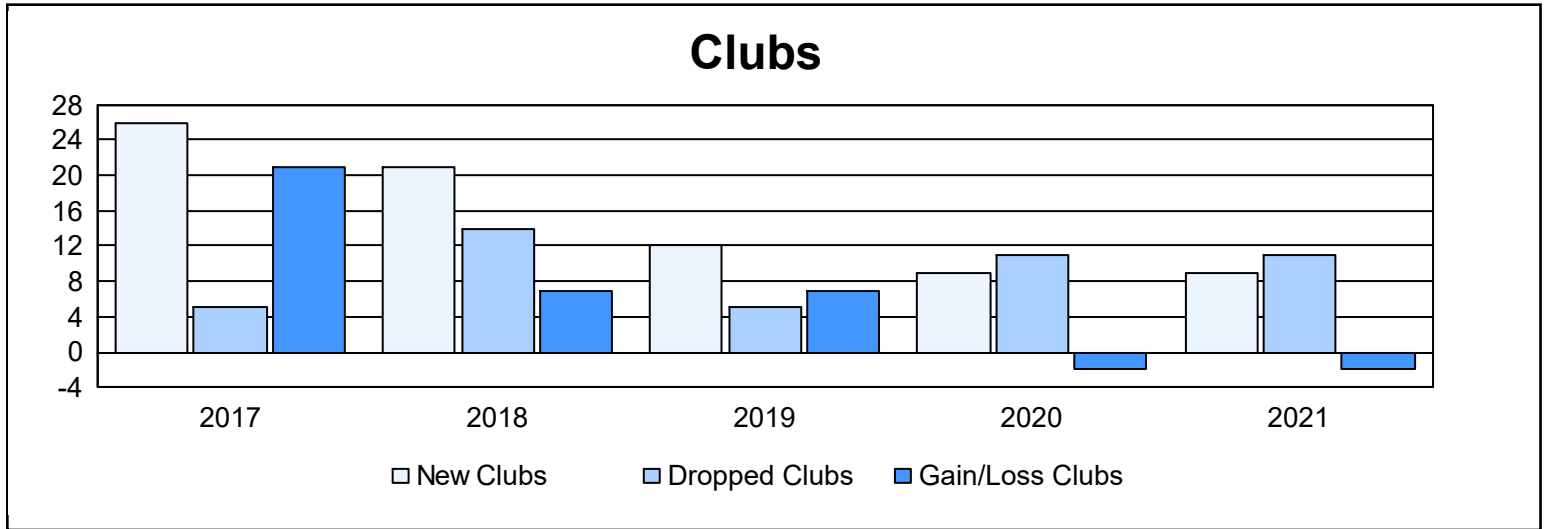
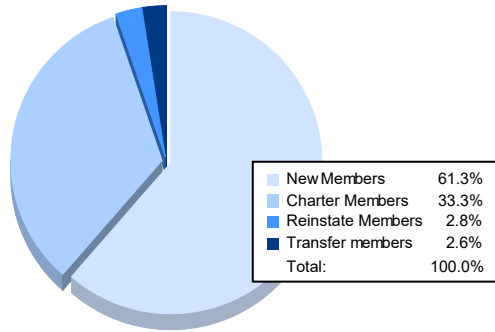


Year	New Clubs	Dropped Clubs	Gain/ Loss Clubs	New Members	Charter Members	Reinstate Members	Transfer Members	Total Member Added	Total Members Dropped	Gain/ Loss Members
2016-2017	26	5	21	562	792	87	5	1,446	495	951
2017-2018	21	14	7	1,224	682	91	15	2,012	975	1,037
2018-2019	12	5	7	459	376	83	5	923	891	32
2019-2020	9	11	-2	189	243	56	5	493	1,028	-535
2020-2021	9	11	-2	453	246	21	19	739	708	31
<b>Average</b>	<b>15</b>	<b>9</b>	<b>6</b>	<b>577</b>	<b>468</b>	<b>68</b>	<b>10</b>	<b>1,123</b>	<b>819</b>	<b>303</b>



### Membership Composition June 2021 Cumulative



### Gender Composition June 2021 Cumulative

